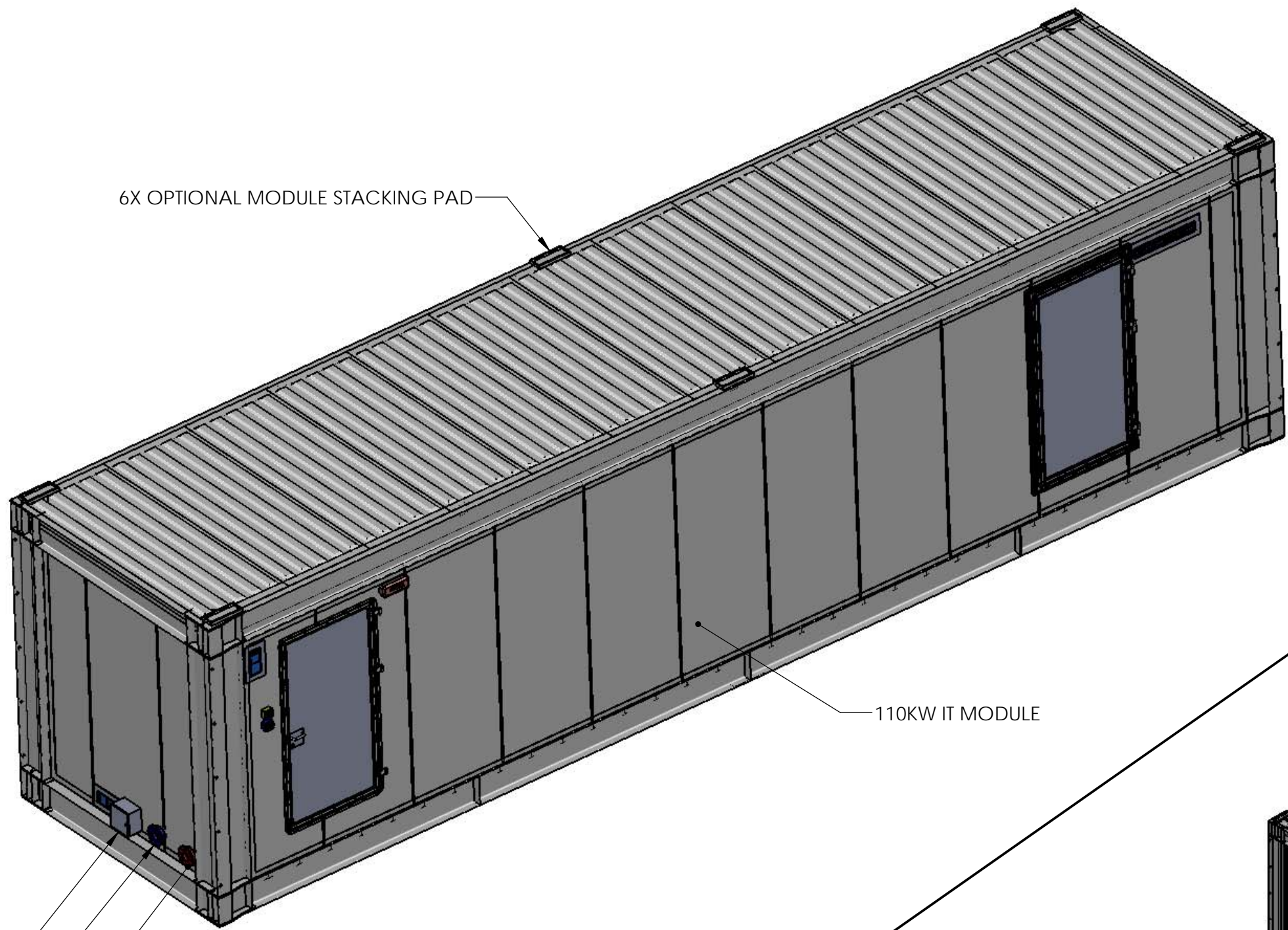


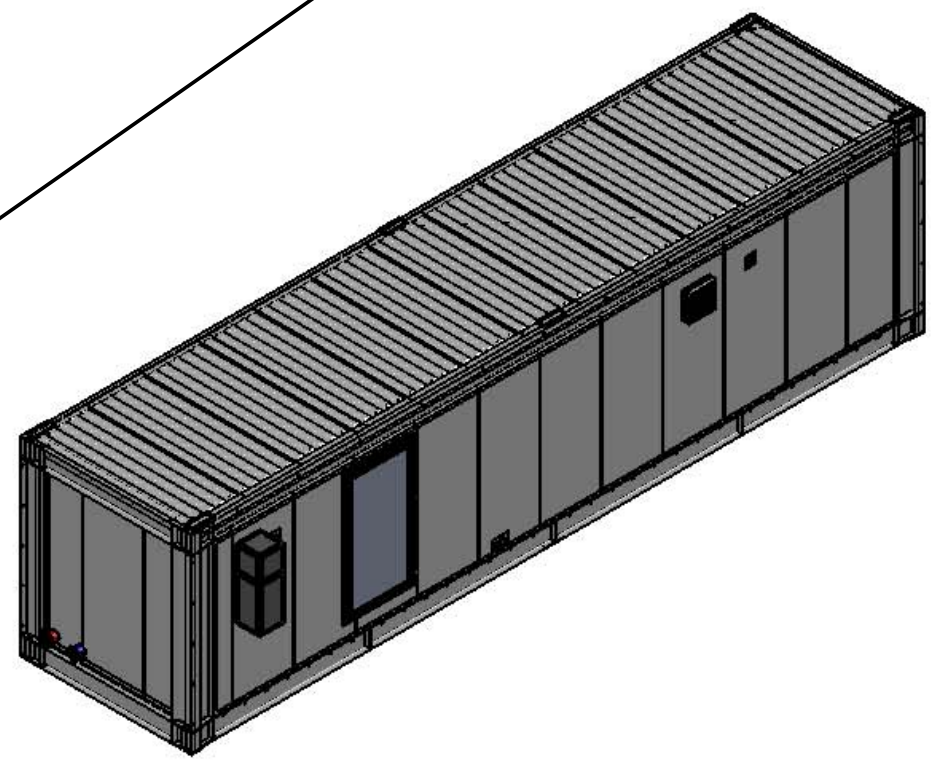
A B C D E F G H

| REVISIONS | | | | | |
|-----------|--------|-------|---|-----------|------------|
| REV. | SUFFIX | ECO # | DESCRIPTION | DATE | APPROVED |
| 01 | | | RELEASE TO PRODUCTION | 15 JUL 14 | K SCHALLER |
| 02 | | | 1) DEHUMIDIFIER WAS RELOCATED; 2) H2O PIPING TO INROWS WAS 1" & ADDED INSTR TAPS; 3) HUMIDISTAT WAS IN LOBBY; 4) PIPED INROW DRAINS OUT; 5) SHOWED NOZZLES ON FIRE SUP. | 18 AUG 14 | K SCHALLER |



6X OPTIONAL MODULE STACKING PAD

110KW IT MODULE



REVERSE TRIMETRIC

4 INCH CHILLED WATER RETURN (1 ON EACH END FOR TIER 3) \triangle 2
 4 INCH CHILLED WATER SUPPLY (1 ON EACH END FOR TIER 3) \triangle 2
 CUSTOMER GROUND CONNECTION PANEL

NOTES, UNLESS OTHERWISE SPECIFIED:

- ALL DIMENSIONS ARE IN MILLIMETERS (INCHES).
- ALL DATA CABLE, POWER CABLE, COOLING PIPING, AND COOLING POWER INTERFACES ARE THROUGH ROXTEC CABLE ENTRY SEALS.

THIS DRAWING AND SPECIFICATIONS HEREIN ARE THE PROPERTY OF SCHNEIDER ELECTRIC AND SHALL NOT BE COPIED, REPRODUCED OR USED IN WHOLE OR IN PART, AS THE BASIS FOR THE MANUFACTURE OR SALE OF ITEMS WITHOUT WRITTEN PERMISSION FROM SCHNEIDER ELECTRIC. THIS DRAWING IS BASED UPON LATEST AVAILABLE INFORMATION AND IS SUBJECT TO CHANGE WITHOUT NOTICE.



| | | | |
|---|--------------|------------------------------|--------|
| TITLE: 110KW PRE-FABRICATED IT MODULE, BUSWAY, EMEA | | DWG NO. PFMIEG110C1E14B | REV 02 |
| PROJECT: PRE-FAB SOLUTIONS | SHEET 1 OF 6 | ENGINEER: M UHRHAN 5/13/2014 | SIZE B |
| | | DRAWN: K SCHALLER 5/13/2014 | |
| | | APPROVED: M UHRHAN 5/13/2014 | |

A B C D E F G H

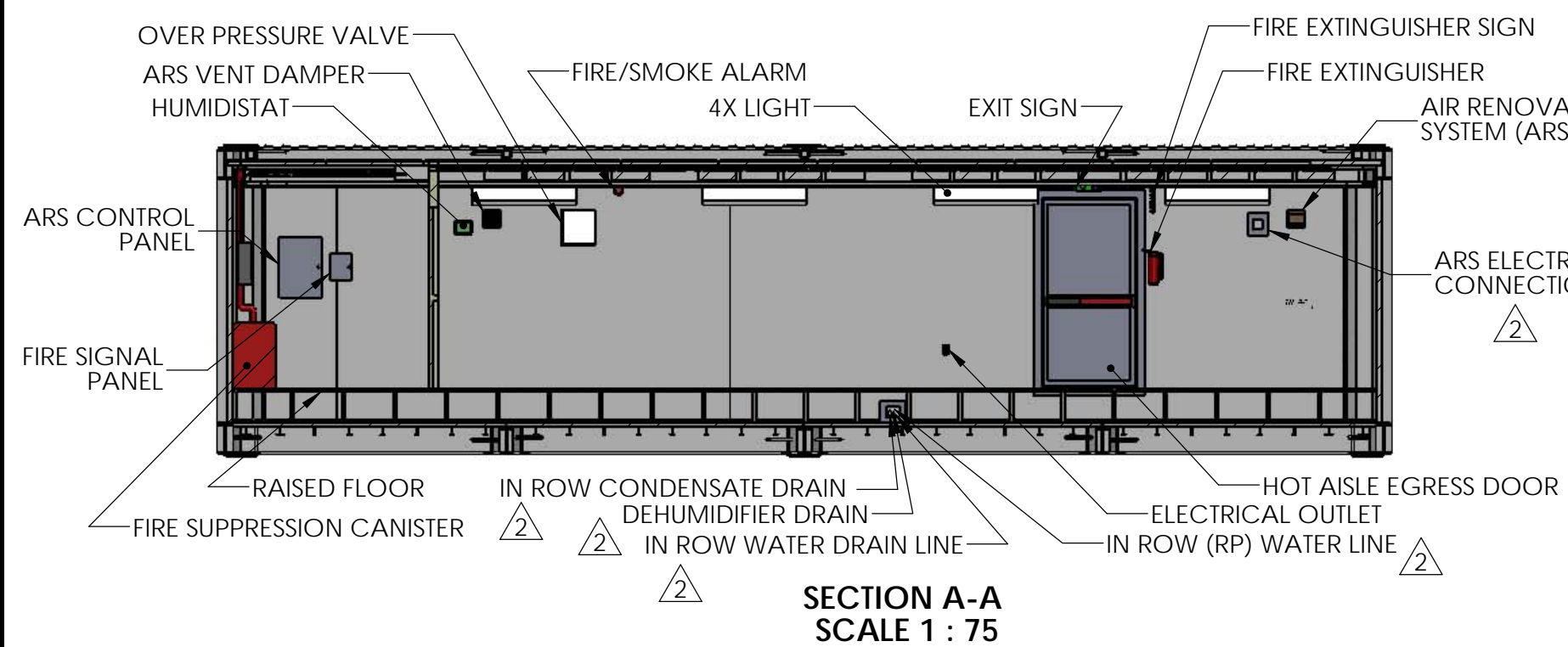
A B C D E F G H

1

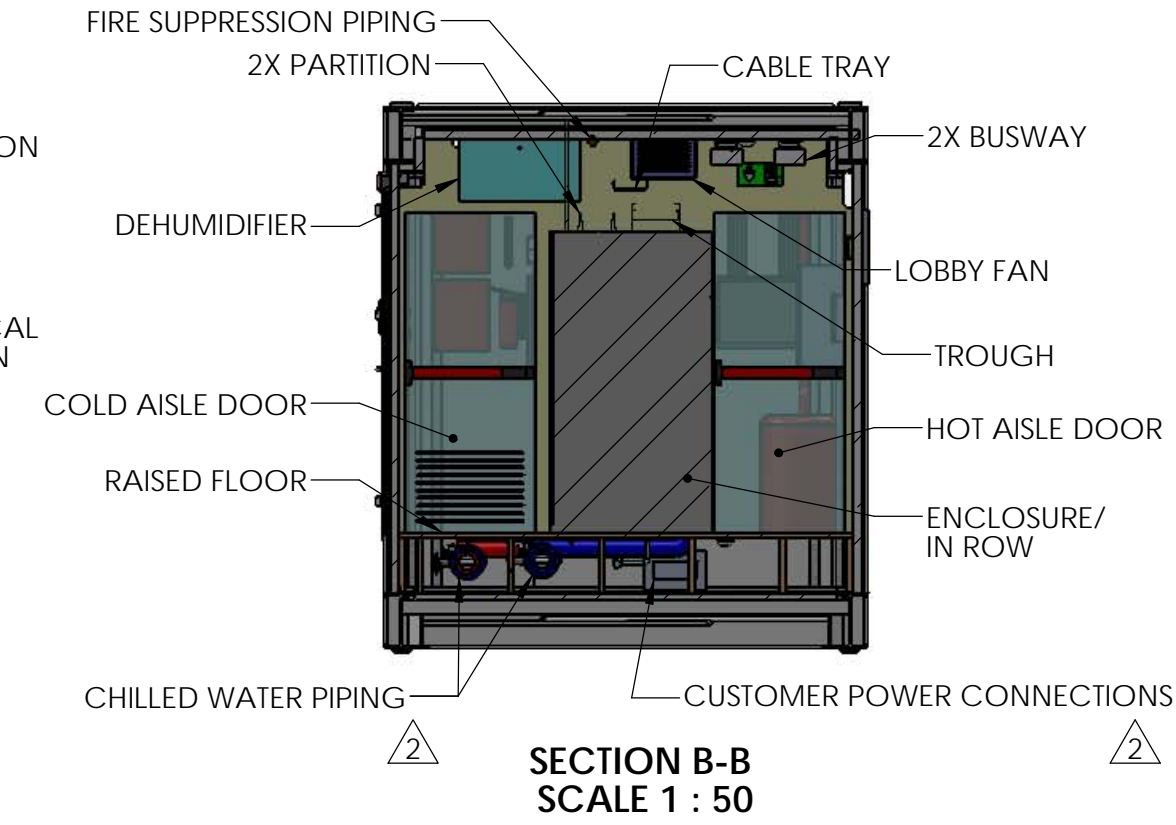
2

1

2



SECTION A-A
SCALE 1 : 75



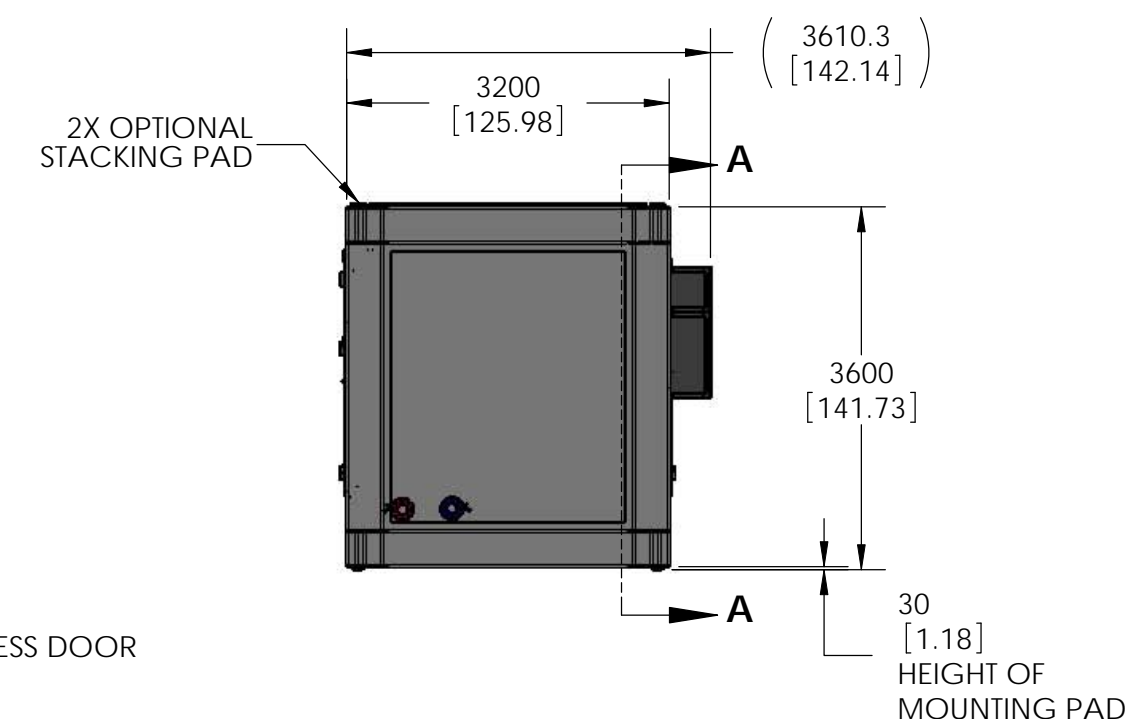
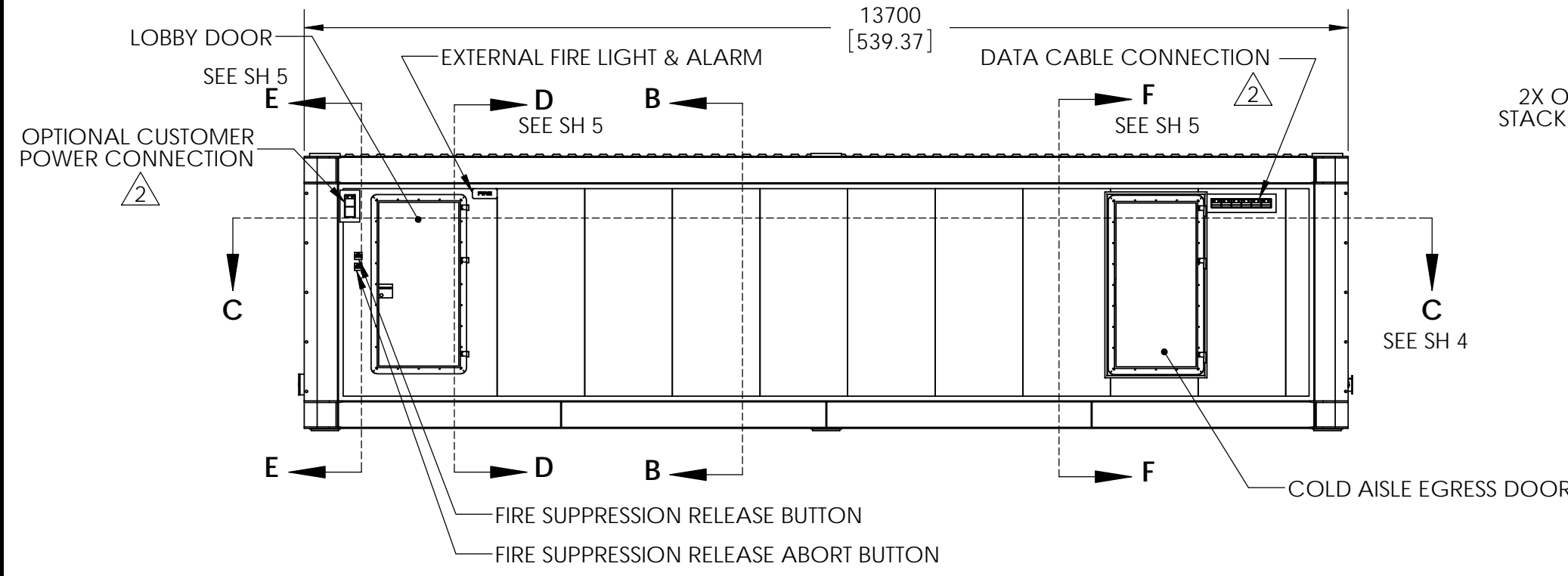
SECTION B-B
SCALE 1 : 50

3

4

3

4



THIS DRAWING AND SPECIFICATIONS HEREIN ARE THE PROPERTY OF SCHNEIDER ELECTRIC AND SHALL NOT BE COPIED, REPRODUCED OR USED IN WHOLE OR IN PART, AS THE BASIS FOR THE MANUFACTURE OR SALE OF ITEMS WITHOUT WRITTEN PERMISSION FROM SCHNEIDER ELECTRIC. THIS DRAWING IS BASED UPON LATEST AVAILABLE INFORMATION AND IS SUBJECT TO CHANGE WITHOUT NOTICE.



TITLE: 110KW PRE-FABRICATED IT MODULE, BUSWAY, EMEA
PROJECT: PRE-FAB SOLUTIONS SHEET 2 OF 6

| | | | |
|-----------|-----------------|-----------|------------------|
| DWG NO. | PFMIEG110C1E14B | REV | 02 |
| ENGINEER: | M UHRHAN | 5/13/2014 | SIZE B |
| DRAWN: | K SCHALLER | 5/13/2014 | |
| APPROVED: | M UHRHAN | 5/13/2014 | |

A B C D E F G H

A B C D E F G H

1

2

3

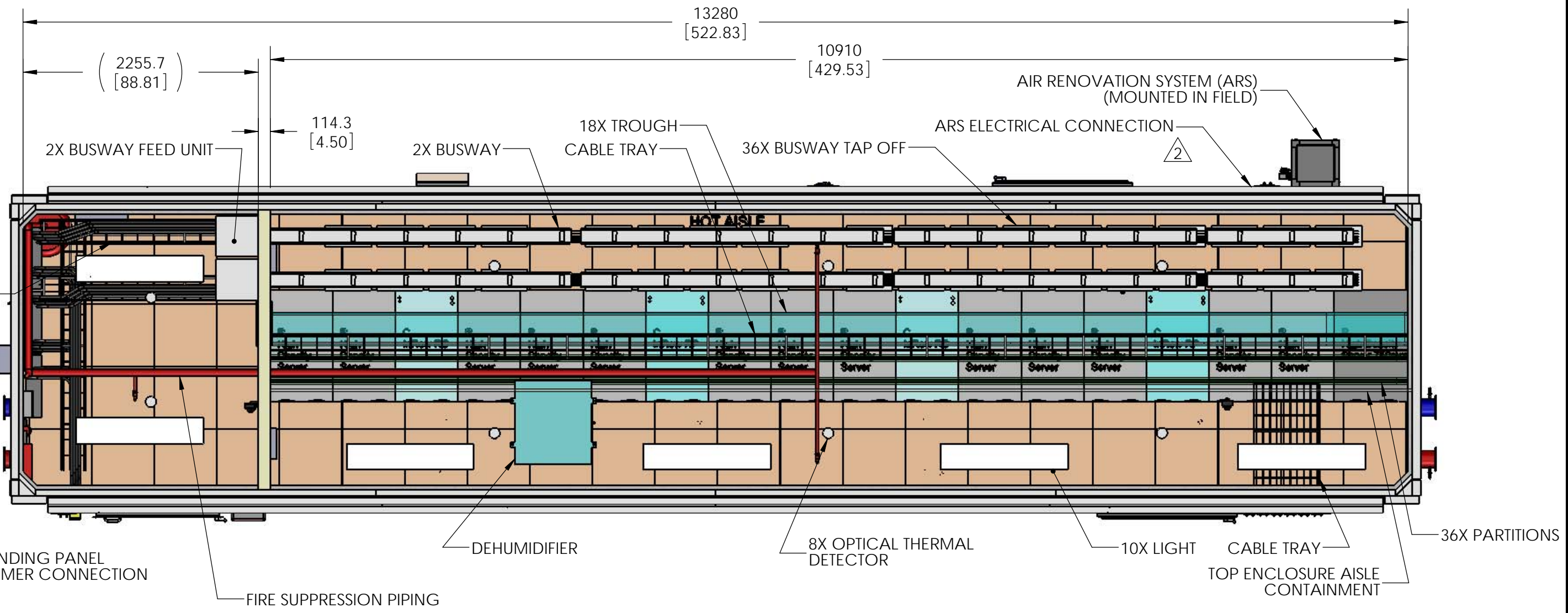
4

1

2


3

4



TOP VIEW
 ROOF & OUTER FRAME NOT SHOWN
 SCALE 1:40

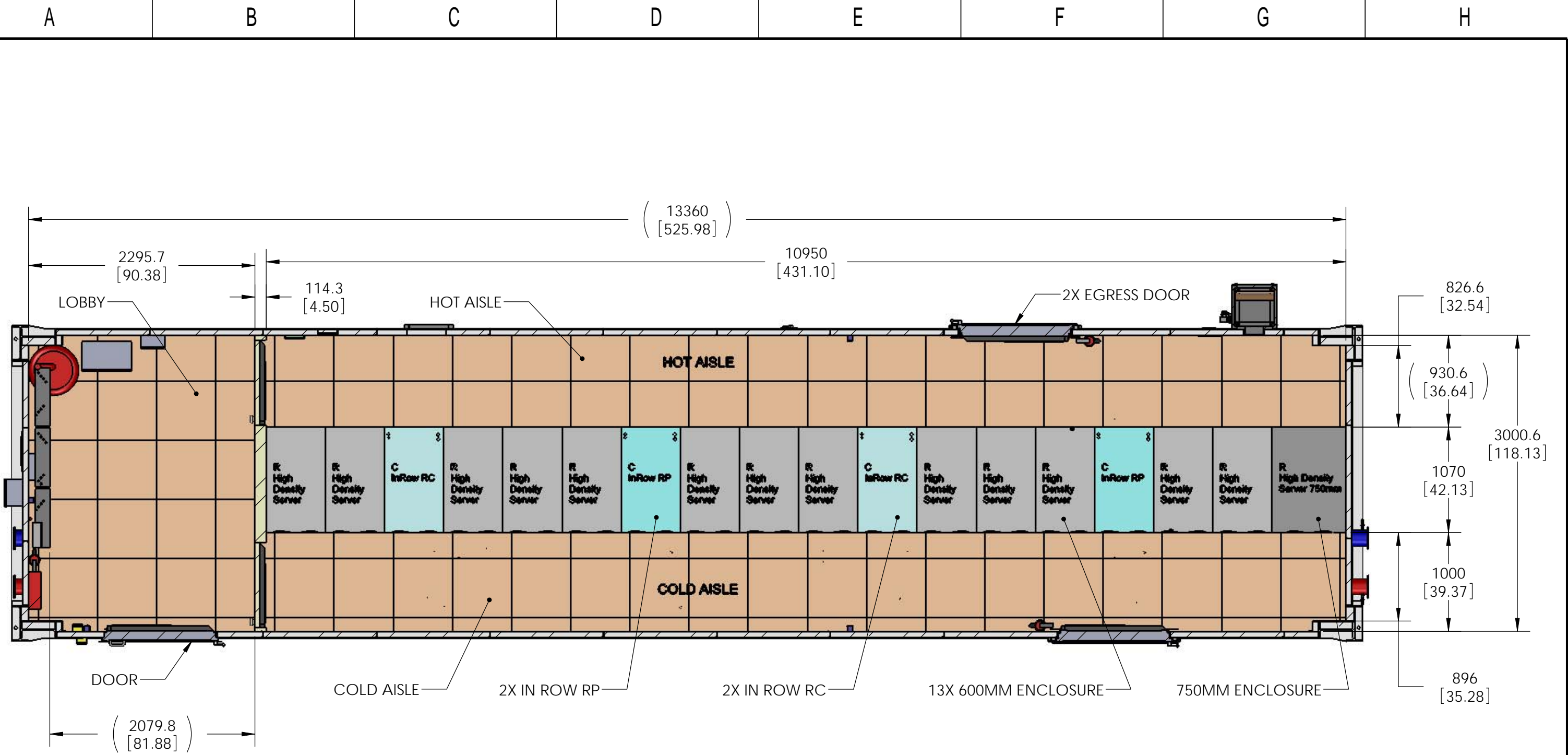
THIS DRAWING AND SPECIFICATIONS HEREIN ARE THE PROPERTY OF SCHNEIDER ELECTRIC AND SHALL NOT BE COPIED, REPRODUCED OR USED IN WHOLE OR IN PART, AS THE BASIS FOR THE MANUFACTURE OR SALE OF ITEMS WITHOUT WRITTEN PERMISSION FROM SCHNEIDER ELECTRIC. THIS DRAWING IS BASED UPON LATEST AVAILABLE INFORMATION AND IS SUBJECT TO CHANGE WITHOUT NOTICE.



TITLE: 110KW PRE-FABRICATED IT MODULE, BUSWAY, EMEA
 PROJECT: PRE-FAB SOLUTIONS

| | | | | |
|-----------|-----------------|-----------|------|----|
| DWG NO. | PFMIEG110C1E14B | | REV | 02 |
| ENGINEER: | M UHRHAN | 5/13/2014 | SIZE | B |
| DRAWN: | K SCHALLER | 5/13/2014 | | |
| APPROVED: | M UHRHAN | 5/13/2014 | | |

A B C D E F G H



SECTION C-C
SCALE 1 : 40
 SEE SHEET 2; ZONE E3

THIS DRAWING AND SPECIFICATIONS HEREIN ARE THE PROPERTY OF SCHNEIDER ELECTRIC AND SHALL NOT BE COPIED, REPRODUCED OR USED IN WHOLE OR IN PART, AS THE BASIS FOR THE MANUFACTURE OR SALE OF ITEMS WITHOUT WRITTEN PERMISSION FROM SCHNEIDER ELECTRIC. THIS DRAWING IS BASED UPON LATEST AVAILABLE INFORMATION AND IS SUBJECT TO CHANGE WITHOUT NOTICE.



TITLE: 110KW PRE-FABRICATED IT MODULE, BUSWAY, EMEA

PROJECT: PRE-FAB SOLUTIONS SHEET 4 OF 6

| | | | | |
|-----------|-----------------|-----------|------|----|
| DWG NO. | PFMIEG110C1E14B | | REV | 02 |
| ENGINEER: | M UHRHAN | 5/13/2014 | SIZE | B |
| DRAWN: | K SCHALLER | 5/13/2014 | | |
| APPROVED: | M UHRHAN | 5/13/2014 | | |

A B C D E F G H

1

1

2

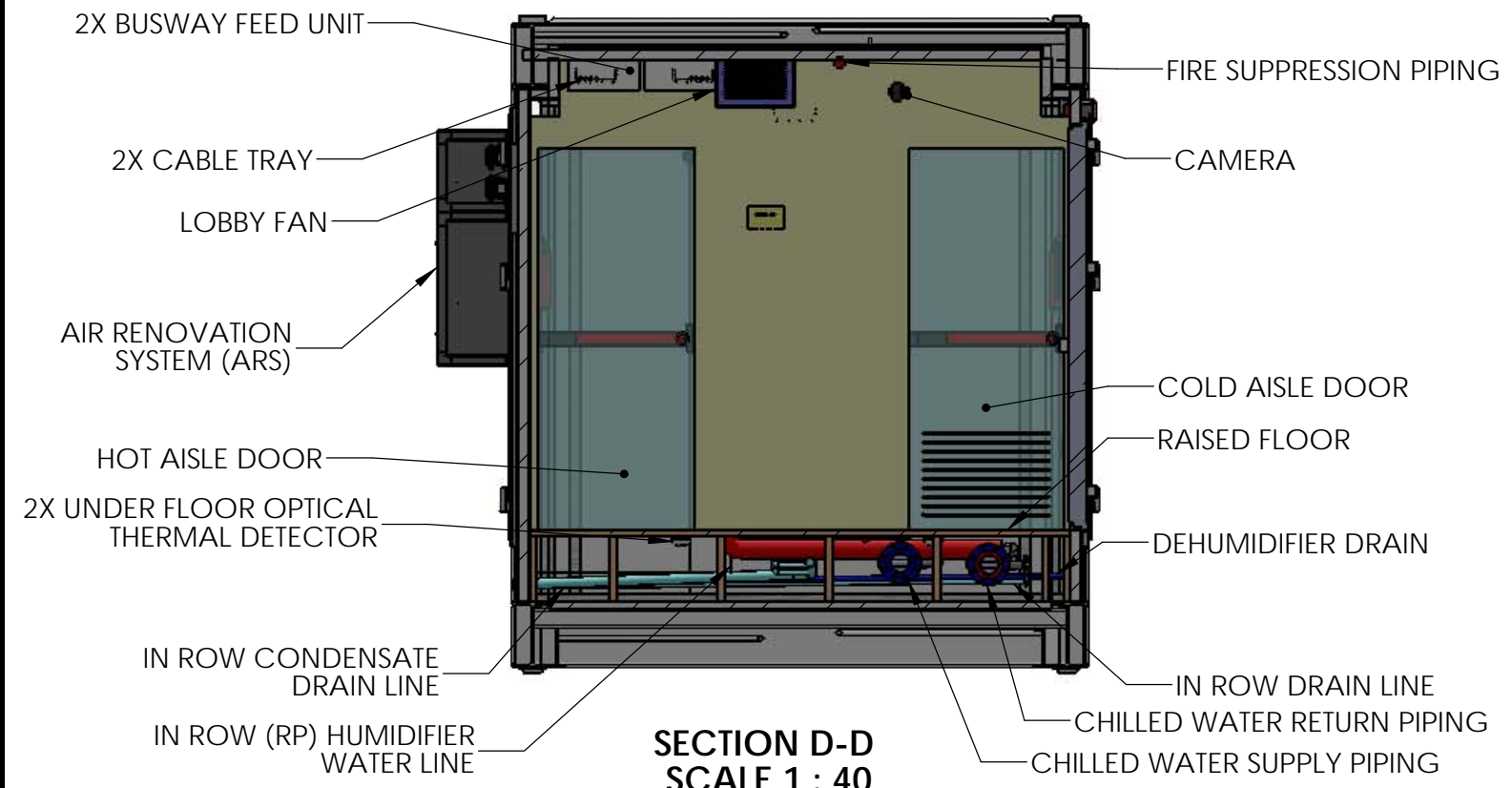
2

3

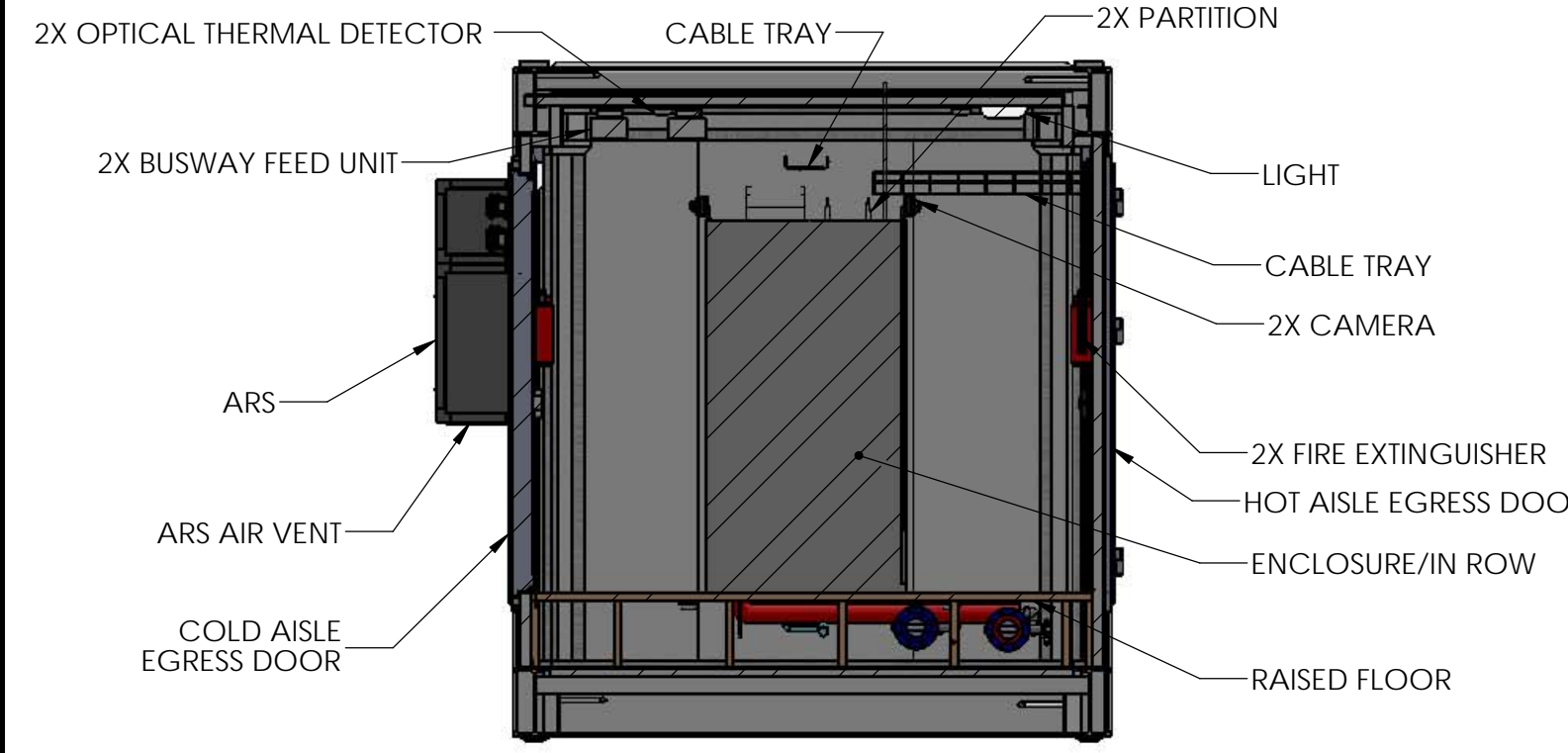
3

4

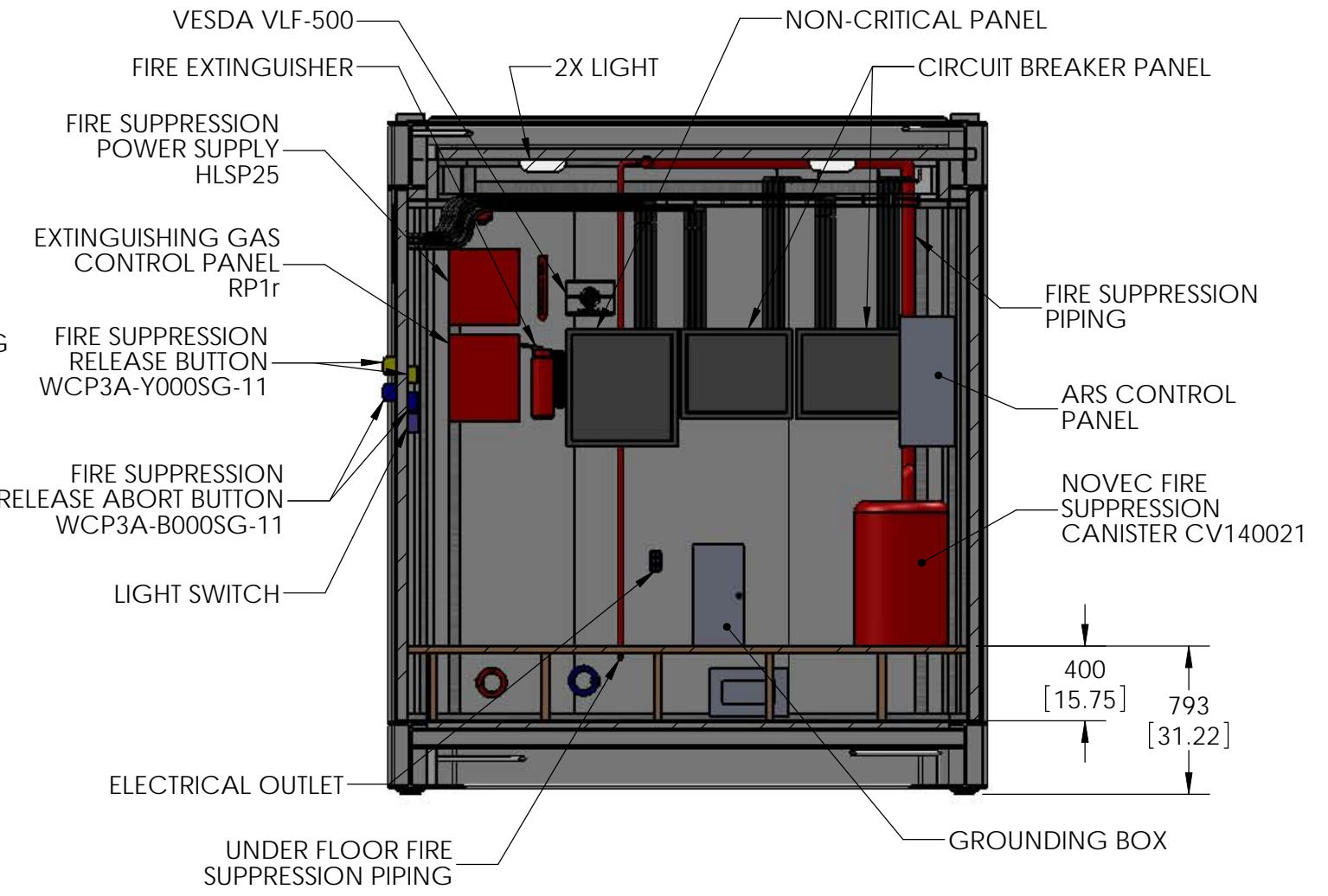
4



SECTION D-D
SCALE 1 : 40
 SEE SHEET 2; ZONE A3



SECTION F-F
SCALE 1 : 40
 SEE SHEET 2; ZONE D3



SECTION E-E
SCALE 1 : 35
 SEE SHEET 2; ZONE B3

THIS DRAWING AND SPECIFICATIONS HEREIN ARE THE PROPERTY OF SCHNEIDER ELECTRIC AND SHALL NOT BE COPIED, REPRODUCED OR USED IN WHOLE OR IN PART, AS THE BASIS FOR THE MANUFACTURE OR SALE OF ITEMS WITHOUT WRITTEN PERMISSION FROM SCHNEIDER ELECTRIC. THIS DRAWING IS BASED UPON LATEST AVAILABLE INFORMATION AND IS SUBJECT TO CHANGE WITHOUT NOTICE.



TITLE: 110KW PRE-FABRICATED IT MODULE, BUSWAY, EMEA
 PROJECT: PRE-FAB SOLUTIONS SHEET 5 OF 6

| | | | | |
|-----------|-----------------|-----------|------|----|
| DWG NO. | PFMIEG110C1E14B | | REV | 02 |
| ENGINEER: | M UHRHAN | 5/13/2014 | SIZE | B |
| DRAWN: | K SCHALLER | 5/13/2014 | | |
| APPROVED: | M UHRHAN | 5/13/2014 | | |

A B C D E F G H

A B C D E F G H

1

2

3

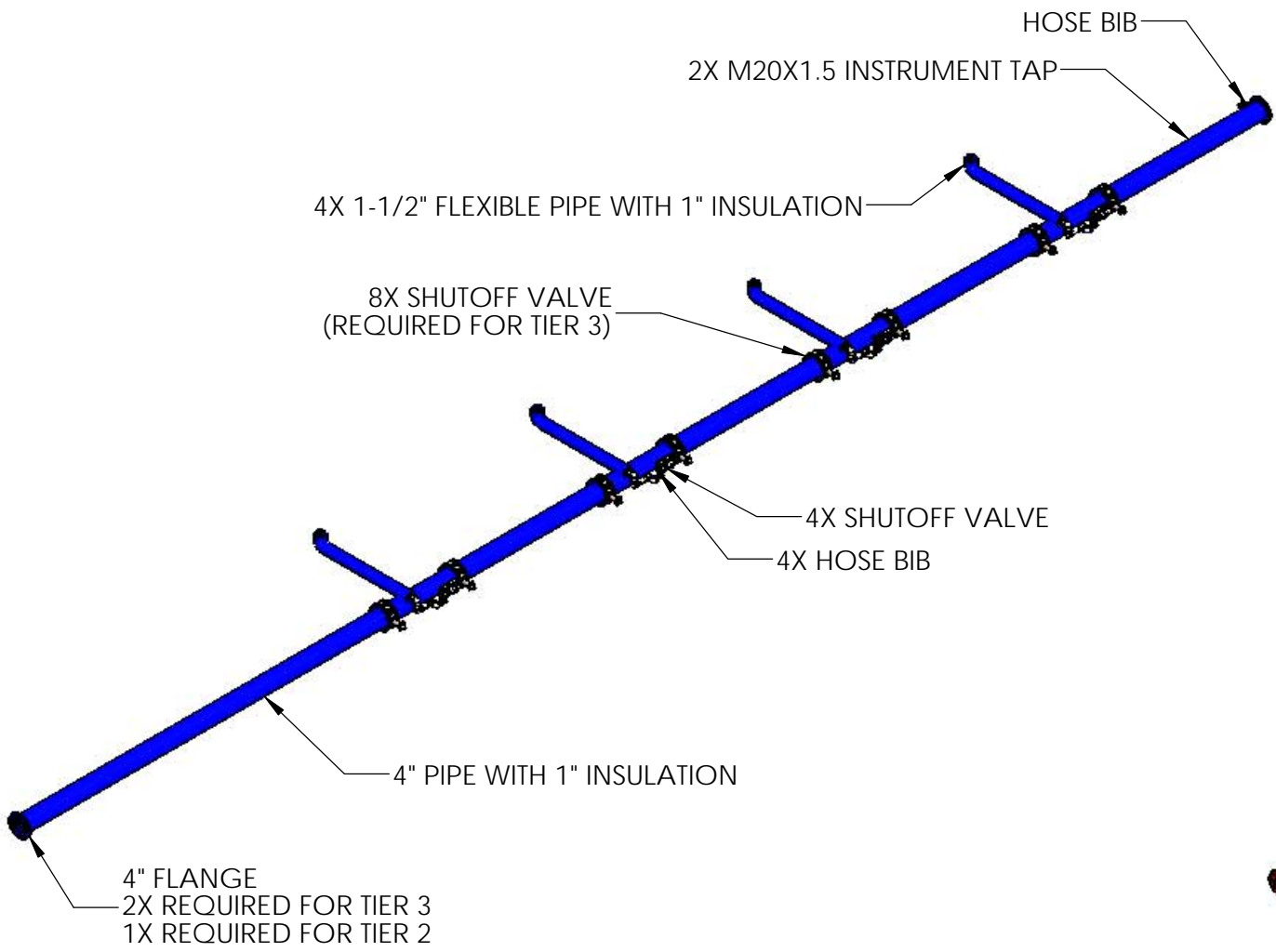
4

1

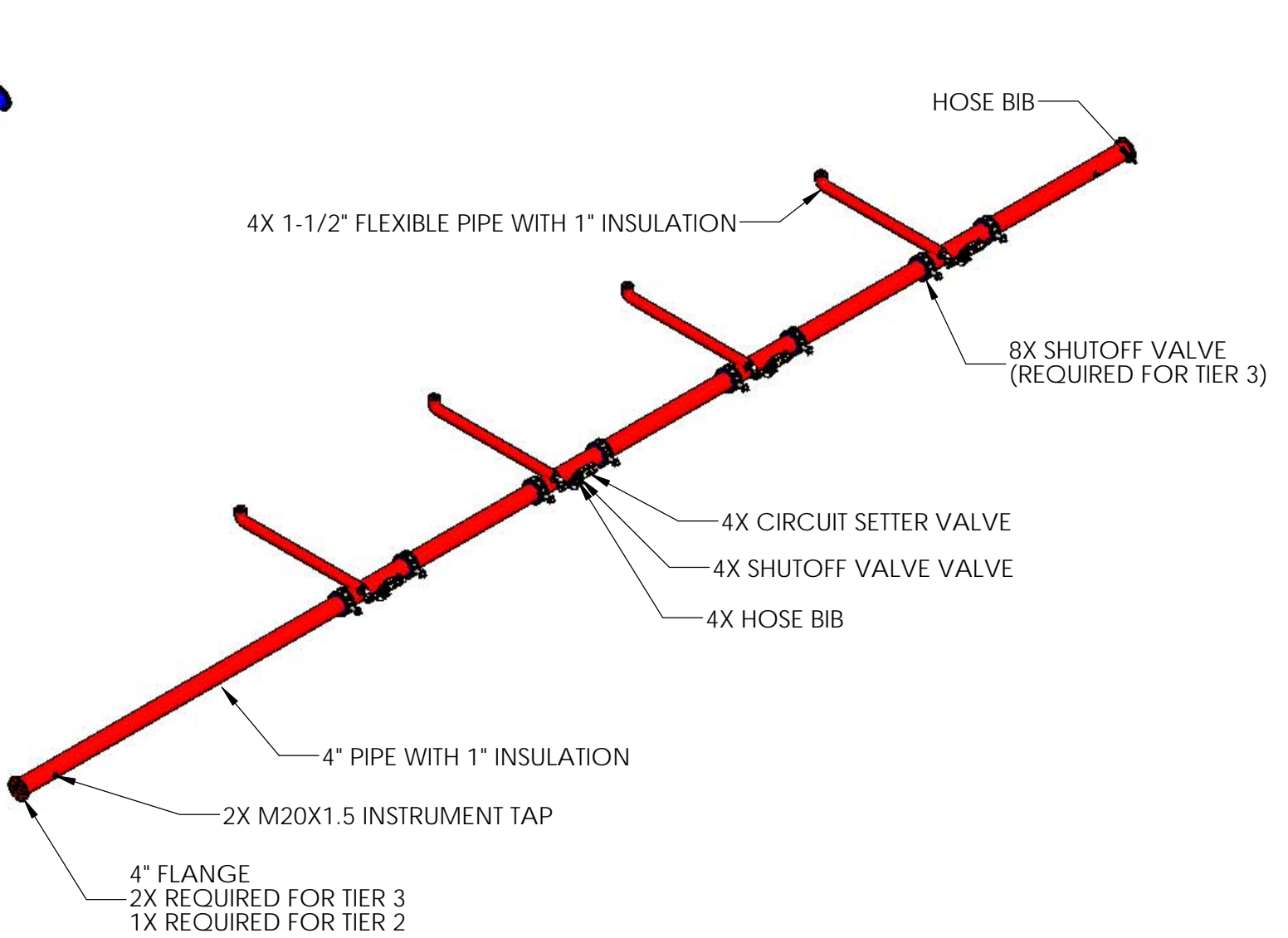
2

3

4



CHILLED WATER SUPPLY PIPING
TIER 3 OPTION SHOWN



CHILLED WATER RETURN PIPING
TIER 3 OPTION SHOWN

THIS DRAWING AND SPECIFICATIONS HEREIN ARE THE PROPERTY OF SCHNEIDER ELECTRIC AND SHALL NOT BE COPIED, REPRODUCED OR USED IN WHOLE OR IN PART, AS THE BASIS FOR THE MANUFACTURE OR SALE OF ITEMS WITHOUT WRITTEN PERMISSION FROM SCHNEIDER ELECTRIC. THIS DRAWING IS BASED UPON LATEST AVAILABLE INFORMATION AND IS SUBJECT TO CHANGE WITHOUT NOTICE.



TITLE: 110KW PRE-FABRICATED IT MODULE, BUSWAY, EMEA
PROJECT: PRE-FAB SOLUTIONS SHEET 6 OF 6

| | | | | |
|-----------|-----------------|-----------|------|----|
| DWG NO. | PFMIEG110C1E14B | | REV | 02 |
| ENGINEER: | M UHRHAN | 5/13/2014 | SIZE | B |
| DRAWN: | K SCHALLER | 5/13/2014 | | |
| APPROVED: | M UHRHAN | 5/13/2014 | | |

A B C D E F G H